

Park Press

Christmas 2017

Meet the
teacher

Sports
reports

Christmas
Craft Fayre

Games and
puzzles



RECEPTION





We have all been very busy during our first two terms at school. We have settled into our routines well and have made lots of new friends.

We enjoyed our topic called All About Me at the beginning of the year. This helped us to get to know each other and learn our class rules.

We have had fun learning our letter sounds with Fred the Frog and are even beginning to read and write some words!

This term we have been learning all about a story called Stanley's Stick. We went on our own stick adventure looking for sticks and making different things with them when we returned to the classroom. We also practised our writing using sticks.



We have been learning to count carefully with the help of our Numicon resources and learning to recognise our numbers. We have had great fun learning in our 'Maths challenge' areas.

We love choosing our own learning and especially love to be outside. We have lots of activities to choose from and our favourites are the bikes, scooters, mark making on a large scale and playing instruments.

We are getting very excited about our new Winter topic and have really enjoyed making Christmas cards and writing lists to Father Christmas. We love to use our imagination in our 'Winter Wonderland' role play areas and make up our own winter adventures!

MERRY CHRISTMAS FROM RECEPTION!



YEAR 1



We have had fun finding out about SPACE this term.

We transformed our role play areas into space rockets and control stations and an astronaut came to visit us.

Geri from Debutots came to tell us a space story about Astrid using lots of drama.




We made our own space rockets and created our very own planets. Here are some examples of our super writing about our planets!



"My planet is sparkly and dusty. It is deep and aliens live on my planet." Kiera.

"My planet is special because it has living cars and aliens. My planet is so big it is the biggest planet in space." Eli.





YEAR 2

In English this term we have been learning about different festivals and celebrations. We have saved the school from Guy Fawkes, created fact files about Diwali and have written amazing stories about the Christmas robin.

In Maths this term, we have been adding and subtracting and learning how to estimate. We know that one ten can be swapped for ten ones to help us with those tricky number sentences


This term we have explored lots of different festivals including Diwali and The Gunpowder Plot. The children have learnt all about Rama and Sita and have written some fantastic stories.

They have also created some beautiful Rangoli patterns.




It's Christmas!

Christmas is fast approaching and the children have been busy practising the Christmas Nativity along with preparing their outfits. Those that were cast as characters and narrators have done a fantastic job of learning their lines and we hope you all enjoyed watching the show!



We have done some lovely art this term including self-portraits, Christmas tree decorations, firework pictures and Remembrance paintings. The children have explored using a variety of media, for example oil pastels, chalks, clay and acrylic paints.

Thank you for your continued support this term. We wish you all a very Merry Christmas and a Happy New Year. Please encourage your children to keep up their hard work by reading and practising times tables over the break.



YEAR 3



Last term our topic was The Park. We visited the park and mapped out the human and physical features. We then used this to help us plan what we would like to have in our 'Dream Park'. We developed our mapping skills in geography lessons using atlases to locate physical and human features across the U.K. In our English lessons we used the book 'Voices in the Park' to write a story about what it would be like to be a dog in a park. Following this, we focused on the book 'The Hedgehog'. This book presented us with a problem that we had to solve of a family of hedgehogs that were having difficulties crossing the road. We thought of ways in which hedgehogs could cross the road and wrote a letter to the government to persuade them to help the hedgehogs.

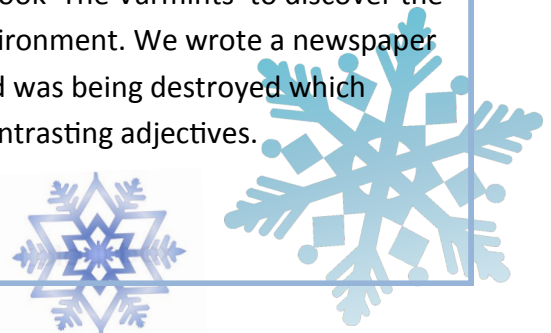
In Maths we started the year by looking at place value and then moved on to addition and subtraction. We used word problems, missing number problems and true or false problems to increase our understanding. We have been doing weekly times-tables tests and using games to help us remember number facts.

In Science we have been looking at Forces and Magnets. We used magnets to check if materials were magnetic and grouped them according to their properties. We have also been looking at light and considering questions such as 'Why can we see the moon if it doesn't produce light?'



This term our topic has been all about looking after our environment. We had a visit from The Young Persons Trust for The Environment who talked to us about how our world is changing and the things that we can do to help the future of our planet. As part of our topic, we have been looking at creation stories and comparing different beliefs about how our planet was created.

In our English lessons we used the book 'The Varmints' to discover the effects of human activity on the environment. We wrote a newspaper article about how the Varmint's land was being destroyed which included eye witness reports and contrasting adjectives.





YEAR 4



Chocolate Fun

There were Golden Tickets flying everywhere as Year 4 set off on a chocolatey adventure during Term 1. We thoroughly enjoyed reading Charlie and the Chocolate Factory, designing our own chocolate bars and many of us made some delicious chocolate themed homework. As well as this, we wrote some impressive instructions telling our adults at home how to make the scrumptious chocolate mice, hopefully they enjoyed them! We also found out about where cocoa beans come from, the importance of Fair Trade and how chocolate is produced.



4HA celebrated the topic with their class assembly and did a cracking job of reproducing Charlie and the Chocolate Factory — if you saw it I'm sure you'll agree!



Mythical Creatures and Monsters

All sorts of strange and marvellous monsters and mythical creatures can be seen prowling the classrooms of Year 4. We have been incredibly imaginative and created some fantastically mystical mythical creatures. Our creature reports have been published in our very own book and can be found on the shelves of Kingswood Library. Why not go and see for yourself and read about our creatures' special powers, daring diets and horrendous habitats.



Musical Magic

We have enjoyed learning the recorder since the beginning of the year and can successfully now play three notes G, A and B. A thank you and Merry Christmas!

We'd just like to take this opportunity to thank you for your continued support and wish you a very Merry Christmas and a relaxing break. Don't forget to read as much as you can over the holidays! The Year 4 team :)

YEAR 5



On Friday 1st December, Year 5 went to the wonderful Westonbirt Arboretum. It was a sunny but crisp day and everyone was very excited to be going. Westonbirt Arboretum comprises some 18,000 trees and shrubs, over an area of approximately 600 acres. Its 17 miles of marked paths are popular with visitors, and provide access to a wide variety of rare plants. There are two main areas to explore.

The Old Arboretum is a carefully designed landscape offering beautiful vistas, stately avenues, and a host of rare and exotic trees from across the globe dating back to the 1850s. Silk Wood is a very different experience:


although it also contains many exotic plantings, at its heart is a traditional working woodland, dating back to the 13th century.



The children really enjoyed seeing all the different types of trees and also foraging for things that could make some amazing natural art. After lunch, the children were then able to visit the new walkway which was really exiting!

Top facts!

- 13 metres high
- 300 metres long
- 20 pairs of wooden legs
- Seven interactive hotspots
- One crow's nest
- * One rope bridge





YEAR 6



Year 6 have been doing some really exciting work combined with some brilliant trips to local areas.

In term one we looked at landmarks across the world and in the UK. We went on a trip around Bristol to see local landmarks and had a brilliant day exploring and sight-seeing!



War and Peace has been our focus this term and we have been really interested in learning about WW2 and the evacuees.

We were able to go on a trip to Kingswood Museum and had the chance to try on clothes and gas masks from the war, look at artefacts and air raid shelters and even talk to some elderly people. They told us about their personal experiences of the war and how they felt before, during and after.

We were also fortunate enough to be joined by the Energy Awareness Team who taught us about wind power, solar energy, as well as how to save energy during the day. We conducted experiments using circuits and solar panels with motors and torches.



MEET THE TEACHER

Mr Bickle

1. Why did you want to be a teacher?

So I can give something back after all the great experiences I had at school, and so I can act like a big kid all day!

2. What is your favourite food?

Chicken curry and Cornish pasties!

3. Who is your favourite musician or band?

Oasis

4. What is the best holiday you've been on?

Brisbane, Australia and the Maldives!

5. What was your favourite subject at school and why?

Maths because it was fun and rewarding, and PE because I love sport!

6. What is your favourite film?

Shawshank Redemption

7. Choose 5 words to describe yourself.

6B said: funny, legendary, weird, annoying and enthusiastic! (Can you guess which one Ms Burns said?)

Thanks Mr Bickle!

See you in Term 3!






CHRISTMAS

Reindeer Letter Tiles

Cut out and rearrange the letter tiles to name all of Santa's Reindeer!

XEN	R P	DAS	NNE
HER	ZEN	CO	DO
NCE	PID	CER	PH
VI	LIT	R B	RAN
DA	MET	DOL	RU
CU			



Find The Differences!



h	u	e	b	c	k	s	b	t	c	q	w
h	d	c	h	e	a	b	r	a	r	k	u
o	r	h	l	s	l	e	i	g	h	e	c
l	o	r	w	z	s	a	n	t	a	p	e
l	i	i	r	o	k	w	u	f	r	z	m
y	b	s	e	r	e	i	n	d	e	e	r
s	m	t	a	i	y	z	w	f	i	f	m
m	t	m	t	y	p	a	f	z	t	c	e
r	r	a	h	n	t	s	k	l	j	a	r
n	h	s	r	q	c	a	r	o	l	a	r
v	p	r	e	s	e	n	t	s	i	y	y
b	o	p	u	d	d	i	n	g	y	m	d

What do you get if you cross Father Christmas with a duck?

Answer: A Christmas quacker!

carol

christmas

holly

merry

presents

pudding

reindeer

santa

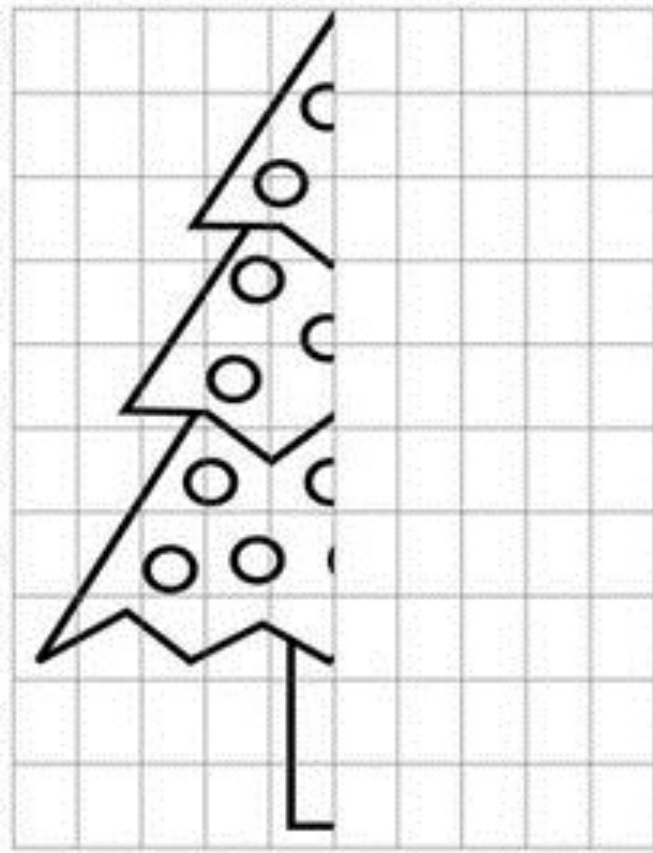
sleigh

star

tree


wreath

PUZZLES

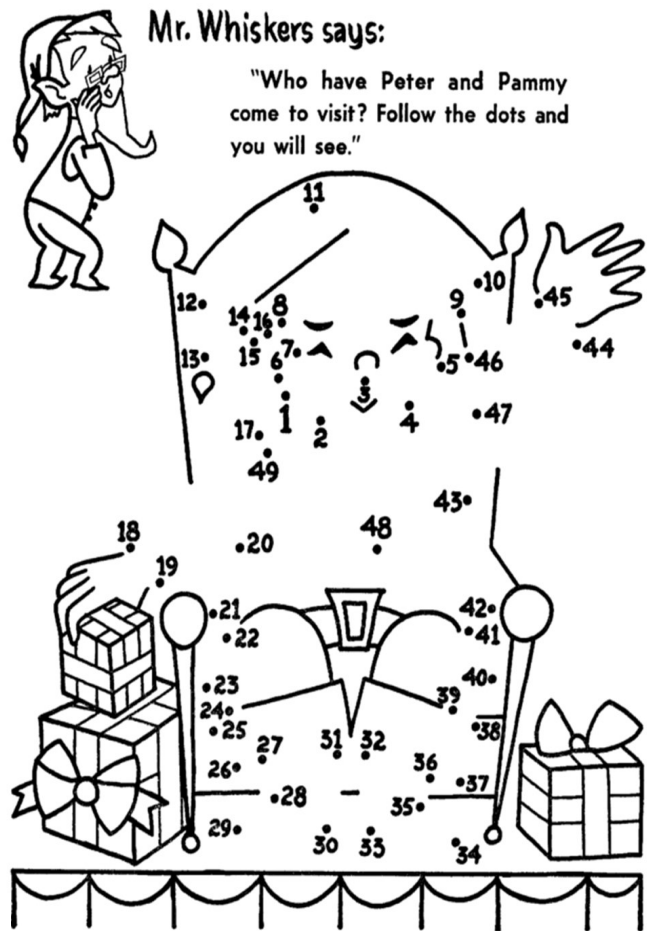


Christmas Crossword

Make all the words fit into this crossword.
Each word is only used once.



JOY
LORD
MARY
JESUS
KINGS
GLORY
PEACE
JOSEPH
ANGELS
CHRIST
MANGER
SAVIOUR
SHEPHERDS
BETHLEHEM



Mr. Whiskers says:

"Who have Peter and Pammy
come to visit? Follow the dots and
you will see."





PARK PRIMARY SPORT

Mr Wintle, Miss Wilmer & Mr Pitt are pleased to announce the Christmas edition of the sports bulletin. Children over the last two terms have taken part in competitions and matches such as Football, Tag Rugby, Kabaddi & Athletics.



Girls Football Team

The girls football team have had a great start to the season again this year. Back in September they took part in the first round of the ESFA tournament where they were competing against 20 local schools. They won the tournament quite convincingly without conceding a single goal. Last week they travelled all the way to Gloucester for the second round where they were competing against the winning schools from the nearby counties and again they outclassed their opposition winning 7 games and drawing just one. The team worked well together playing good passing football and they were strong in front of the goal shooting with power and accuracy. The top goal scorer was Jennifer with an impressive 8 goals, closely followed by Scarlet and Giorgia who both scored 4. Congratulations to Kanyima for also joining the girls on the score sheet with a goal in one of the final games! The girls will now take part in the Regional round in April where they will take on the winning schools from all over the South West! We wish them the best of luck for this next big challenge!

Year 5/6 Mixed Football Team

So far this year our season has been a bit of a mixed bag with some fantastic results and performances and some really unlucky results going against us. In our mini league this year we faced Barrs Court and St Stephen's with the format being we play each team home and away. With children only playing together for the first time, our first game ended in a narrow 1-0 defeat away at Barrs Court which on another day we could have won. The team started to gel with some excellent training sessions on the field. In our second game we faced Barrs Court again but this time at home, we were looking for revenge and with the introduction of Giorgia in defence, the team came out flying and we found ourselves 3-0 up after 15 minutes. With the goalkeeper making plenty of excellent saves the score could have been even higher but on the full time whistle we ran out deservedly 4-0 winners with goals for Jennifer x1, Gary x2 and Riley x1. In our final group game we played St Stephen's away in a double header due to our pitch being unplayable at the time. The game was end to end and could have finished 5-5! However St Stephen's scored with 2 minutes to play with a contentious goal which should have been pulled back for handball in the build up.

Also this year our team took part in the annual South Gloucestershire Schools Football Competition at GFA HQ. We were drawn in a very tricky group of 5 teams with only the winning team progressing. We performed excellently in all 4 games winning 3-0 v Abbotswood, 1-0 v Hanham Abbots, 2-0 v Emersons Green & 2-0 v St Peters. We came top of the group with maximum points and without conceding a goal. We were in the Semi Finals and faced a strong Elm Park team. The match was really tight and both teams could only be separated by penalties! Unfortunately we missed out on the final losing 4-3. Each player performed to their highest level and made the school proud!



Sportshall Athletics

This year Sportshall Athletics changed venue, switching from The Grange to the new hub of sports, Mangotsfield Secondary School. All children selected were tested and trained in events such as sprinting, jumping and throwing. The team (pictured above) put their skills to the test against 10 other primary schools over two separate events with only the winning school progressing to the Level 3 games at UWE Sports Campus. We took part in the first of two events and ended up finishing in an amazing first place! We however were not guaranteed a place in the next round as we nervously had to wait for the second round of events which 5 other school competed in. After a nervous wait the results came through and out of 10 schools we came in 3rd place and sadly just missed out on progressing to the Level 3 games. Despite the result, the team performed to their best and was generally made up of Year 5 children so hopefully next year could be their year! Well done to all of the children involved.

Tag Rugby

This year Park Primary has had a great start to the Tag Rugby season! We are currently 4th in the rankings and have had impressive wins over some great opponents! The team has represented the school at Mangotsfield and Cleve Rugby club, each time progressing to the knock out stage. Our best result so far saw Park Primary finish 2nd in a competition involving 10 teams!



NAME THE TEACHER...

Well done to the Kabaddi Team who finished an amazing 2nd place at a recent competition!

That competed as a gymnast for Wales in the Glasgow Commonwealth Games!

We hope you all have a lovely Christmas break, don't eat too many mince pies, and we look forward to joining you in 2018 for more sporting action! Remember to follow us on Twitter at ParkPrimaryPE for all of the latest results!




OUTDOOR LEARNING



We had such a great apple harvest this year that the Community Group were able to sell them as juice. It was delicious!



KS2 have been fine tuning their circuitry skills by making Morse Code communicators. They first had to get the buzzer to work and then send messages to their team mates using the Morse Code cypher.



A	• —	M	— —	Y	— • — —
B	— • • •	N	— •	Z	— — • •
C	• — • •	O	— — —	1	• — — — —
D	— • •	P	• — — —	2	• • — — —
E	•	Q	— — • •	3	• • • — —
F	• • • •	R	• • •	4	• • • —
G	• • •	S	• • •	5	• • • •
H	• • • •	T	—	6	• • • •
I	• •	U	• • —	7	• • • • •
J	• — — —	V	• • •	8	• — — — •
K	• — •	W	• — —	9	• — — — •
L	• • • •	X	• • • •	0	— — — — —

Our *new chickens* have settled into their new home very happily. They have the run of the whole garden whilst there is nothing for them to peck at that we want to eat ourselves! The white chicken is called Elsa; Anna is ginger; Evie is black; and the speckled chicken is called Dotty.

The Community Group are kept busy every week because they have to clean the chickens coop, feed them and collect their eggs.



Other News:

- The Eco-Team are up and running - they sold 'Bears in Bags' and wooden decorations at the fair.
- Tesco Bags of Help have funded a tree trunk which will be climbable in the new year.
- For more outdoor learning photos and the BLOG take a look at www.wildurban.org



A BIG THANKS TO THE FRIENDS

As Christmas draws nearer we would like to say a big thanks to The Friends for all their fund raising efforts this year. The school has already spent a large part of the proceeds from the Summer Fayre on computer equipment and a brand new cooker for cooking club. The Winter term is a busy one for The Friends who have to prepare for both the Halloween Disco and Winter Wonderland spectacular. Here are a few photos of the events—As always a big thanks to The Friends!

Halloween Disco



Winter Wonderland

The Winter Wonderland was based around the theme of The Lion, the Witch and the Wardrobe and no expense was spared in trying to create a magical Christmas spirit.



Homework is very different to what it used to be like when I was at school. Instead of lots of sums and writing, children get stuck into some really interesting projects at home. Here is a model of an ancient Egyptian pyramid, Tower bridge and the Big Ben. Here is one enterprising year 4 pupil who has made his own Wonka Bars of chocolate.





CHILDREN IN NEED

*We raised a spectacular
£950*



*Thank you everyone for your donations
and to Year 1 and 3 for the delicious
cakes.*





CHRISTMAS RECIPE

Gingerbread wreath

Prep: 45 mins

Cook: 12–15 mins

Serves: 12–15 people

Turn delicately spiced, iced biscuits into an edible Christmas decoration - a gorgeous gift to give to someone special over the festive season.

Ingredients:

For the gingerbread:

- 175g dark muscovado sugar
- 85g golden syrup
- 100g salted butter
- 350g plain flour, plus extra for dusting
- 1 tsp bicarbonate of soda
- 1 tbsp ground ginger
- 1 tsp ground cinnamon
- 1 egg, beaten

To decorate:

- blue food colouring paste (optional)
- 500g fondant icing sugar
- silver edible glitter (optional)
- ribbon and cellophane (if giving as a gift)

Method:

1. Put the sugar, golden syrup and butter in a saucepan. Bring to a simmer, then bubble for 1-2 mins, stirring until well combined. Set aside to cool for 10 mins.
2. Tip the flour, bicarbonate of soda and spices into a large bowl. Add the warm syrup mixture and the egg, stir to bring everything together, then gently knead in the bowl until smooth and streak-free. The dough will feel a little soft now, but will firm up once cooled. Wrap the dough in cling film and chill for at least 30 mins.
3. Remove the dough from the fridge and leave at room temperature until softened. Heat oven to 200C/180C fan/gas 6 and line two baking trays with baking parchment.
4. Cut off half the dough and keep the rest wrapped in cling film. Roll out the dough to the thickness of a £1 coin, then use a plate or the base of a cake tin as a template to cut out a 20cm circle. Transfer to one of the baking trays, then use a 7cm cutter to stamp out and remove a circle in the middle. Roll out the remaining dough and cut out a variety of other shapes to decorate the wreath (you'll need about 20-25 pieces – we used stars and angels) and arrange these over the trays too.
5. Bake the biscuits for 10-12 mins, swapping the trays over halfway through cooking. Stamp a hole in the top of the ring using a small cutter, or the end of a piping nozzle, as soon as it comes out the oven – you can tie a pretty ribbon through this later. Leave to cool on the trays, then transfer to a wire rack to cool completely.
6. Mix the icing sugar with enough water to make a thick icing. Transfer to a piping bag fitted with a small nozzle, then decorate the biscuits as you wish, using a little edible glitter, if you like. We flooded some of the biscuits with pale blue icing (see tip) and piped white details on the others. Leave the icing to dry for 1-2 hrs, then use a little more icing to stick the biscuits to the wreath. Thread a ribbon through the hole and wrap up in cellophane, if giving as a gift (the ribbon is just for show and may not support a hung wreath). Will keep for 2 weeks.

