




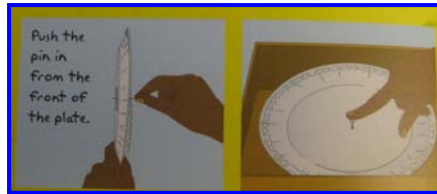
Activities for you to try

Spin painted plate

Find a shallow cardboard box, bigger than a paper plate. Stick a blob of Blu tack in the middle of it.



Stick a square of sticky tape to the middle of the back of a paper plate



Put the plate in the box and push the pin into the Blu tack. Try spinning the plate– it may stick at first.

As the paint falls, spin the plate. Keep dribbling and spinning, using different colours of paint

Dilute some different colours of poster paint, to make them runny. Dribble some paint over the plate.




Lift the plate out of the box and leave it flat until it is completely dry.

Magical creatures




Lightly sketch some sea creatures on thick white paper. Add some plants and squiggles around them

Fill in the creatures with bright oil pastels or wax crayons. Draw over the plants and squiggles too.



Mix some watercolour paint in shades of dark blue and paint it over the entire scene, using a big brush.

Paint a pebble



Make a mask

Make a mask using cardboard from a cardboard box. Add any exciting materials you can find and create a really stunning mask.

